



### Technical Features



Range  
Up to 4,2 m



Heating types  
**Heat Pump**  
**Gas R32 / R410a**



Casing  
**Galvanised Steel**  
**Self-Supporting**



Airflow / Length  
**2920 - 5110 m³/h**  
**1,5m to 2,5m**



Heating capacity  
**13,2 - 25 kW**



Grille type  
**Rectangular perforated**  
**33x10 with pre-filter**  
**included**



Fans  
**Centrifugal**  
**5-speed**



Control  
**Plug&Play Advanced PRO**  
**+ IR remote control**



Outlet vanes  
**Airfoil type**

RAL 9016  
standard



Stainless  
steel



Other colors  
on request



ROTOWIND DX air curtain for heat pump SAMSUNG.

Energy saving heat pump air curtain: Up to 70% reduction in costs and CO2 emissions (heating mode).

Specially designed to be installed in all type of revolving doors. Two possible layouts, tailored dimensions.

Self-supporting casing construction made of galvanized steel plate, finished in structural epoxy-polyester painting white colour RAL9016 as standard. Other colours or stainless steel are available on request.

Large faceted inlet grille avoiding intensive maintenance.

Circular anodized aluminium outlet vanes, airfoil shaped.

Low noise double-inlet centrifugal fans with external rotor motor. 5-speed controller. EC models assembled with very low consumption efficiency fans.

Includes only heating direct expansion coil with installed temperature sensors.

Advanced Plug&Play control. Includes: Advanced PRO control with LCD display and integrated thermostat, door contact, 7m RJ11 cable and remote control.

DX VRF: Ready to connect to SAMSUNG CAC outdoor heat pump unit (R410A).

Requires SAMSUNG DX Interface KIT adapted for air curtain and programmable control, please consult.

#### AIR CURTAIN SPECIFICATIONS

Model	Airflow m³/h	Ventilation power 230V-50/60Hz kW	Ventilation current 230V-50/60Hz A	Outdoor unit (*) 230Vx1	Outdoor unit (*) 400Vx3	Pipes gas-liquid inch	Noise Level (5 m) dB(A)	Weight kg
ROTO ECG 1500 DX13-SA	2920	0,284	2,48	AC120RXADKG/EU	AC120RXADNG/EU	5/8" - 3/8"	62	-
ROTO ECG 2000 DX23-SA	4380	0,426	3,72	-	AC200KXAPNH/EU	3/4" - 3/8"	63	-
ROTO ECG 2500 DX25-SA	5110	0,497	4,34	-	AC250KXAPNH/EU	7/8" - 3/8"	64	-

(\*) Direct expansion valve inbuilt in the outdoor unit

#### OUTDOOR UNIT SPECIFICATIONS

Outdoor unit model (*)	Heating capacity kW	COP o SCOP	Cooling capacity kW	EER o SEER	Power supply	Pipes gas-liquid inch	Pipes minimum - maximum length m	Pipes maximum height m
AC120RXADKG/EU	13,2	3,42	12	2,66	230Vx1	5/8" - 3/8"	5 - 50	30
AC120RXADNG/EU	13,2	3,48	12	2,67	400Vx3	5/8" - 3/8"	5 - 50	30
AC200KXAPNH/EU	23	3,45	20	3,10	400Vx3	3/4" - 3/8"	5 - 75	30
AC250KXAPNH/EU	27	3,24	25	2,61	400Vx3	7/8" - 3/8"	5 - 75	30

Energy efficiency: SCOP/SEER seasonal ≤12kW, COP/EER >12kW.

Outdoor unit capacities depending on standard conditions: heating 20°CDB indoor / 7°CDB and 6°CWB outdoor, cooling 27°CDB and 19°CWB indoor / 35°CDB outdoor.

When adverse weather conditions, the outdoor unit capacity can decrease. It is recommendable to oversize the units.

(\*) Outdoor units with R32 gas: ACxxxRXADNG/EU y ACxxxRXADKG/EU. Outdoor units with R410A gas: AC200KXAPNH/EU y AC250KXAPNH/EU.



## Technical Features



Range  
**Up to 4,2 m**



Heating types  
**Heat Pump  
Gas R410a**



Casing  
**Galvanised Steel  
Self-Supporting**



Airflow / Length  
**2190 - 5110 m³/h  
1m to 2,5m**



Heating capacity  
**10 - 29 kW**



Grille type  
**Rectangular perforated  
33x10 with pre-filter  
included**



Fans  
**Centrifugal  
5-speed**



Control  
**Plug&Play Advanced PRO  
+ IR remote control**



Outlet vanes  
**Airfoil type**

RAL 9016  
standard



Stainless  
steel



Other colors  
on request



ROTOWIND VRF air curtain for heat pump SAMSUNG.

Energy saving heat pump air curtain: Up to 70% reduction in costs and CO2 emissions (heating mode).

Specially designed to be installed in all type of revolving doors. Two possible layouts, tailored dimensions.

Self-supporting casing construction made of galvanized steel plate, finished in structural epoxy-polyester painting white colour RAL9016 as standard. Other colours or stainless steel are available on request.

Large faceted inlet grille avoiding intensive maintenance.

Circular anodized aluminium outlet vanes, airfoil shaped.

Low noise double-inlet centrifugal fans with external rotor motor. 5-speed controller. EC models assembled with very low consumption efficiency fans.

Includes only heating direct expansion coil with installed temperature sensors.

Advanced Plug&Play control. Includes: Advanced PRO control with LCD display and integrated thermostat, door contact, 7m RJ11 cable and remote control.

DX VRF: Ready to connect to SAMSUNG VRF outdoor heat pump unit (R410A), not included, the customer should purchase it.

Requires SAMSUNG VRF Interface KIT adapted for air curtain with expansion valve and programmable control, please consult.

### AIR CURTAIN SPECIFICATIONS

Model	Airflow m³/h	Ventilation power 230V-50/60Hz kW	Ventilation current 230V-50/60Hz A	Kit (*)	Pipes gas-liquid inch	Noise Level (5 m) dB(A)	Weight kg
ROTO ECG 1000 VRF10-SA	2190	0,213	1,86	MXD-K025AN	5/8" – 3/8"	61	-
ROTO ECG 1500 VRF15-SA	2920	0,284	2,48	MXD-K050AN	5/8" – 3/8"	62	-
ROTO ECG 2000 VRF20-SA	4380	0,426	3,72	MXD-K050AN	3/4" – 3/8"	63	-
ROTO ECG 2000 VRF24-SA	4380	0,426	3,72	MXD-K075AN	7/8" – 3/8"	63	-
ROTO ECG 2500 VRF29-SA	5110	0,497	4,34	MXD-K075AN	7/8" – 3/8"	64	-

When adverse weather conditions, the outdoor unit capacity can decrease. It is recommendable to oversize the units.

(\*) Direct expansion valve included with the kit.

The VRF-compatible models are as follows:

- DVM S
- DVM S Eco

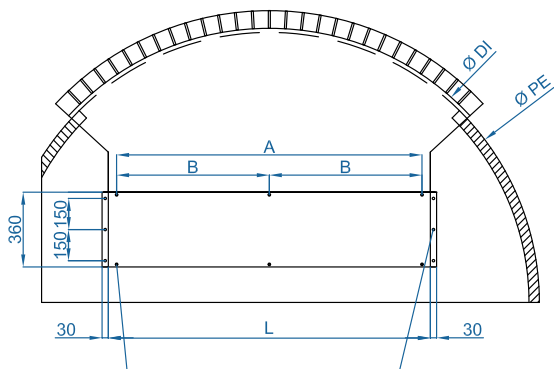
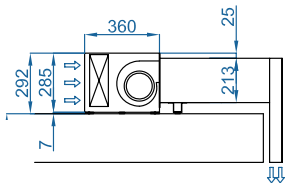


Selection program



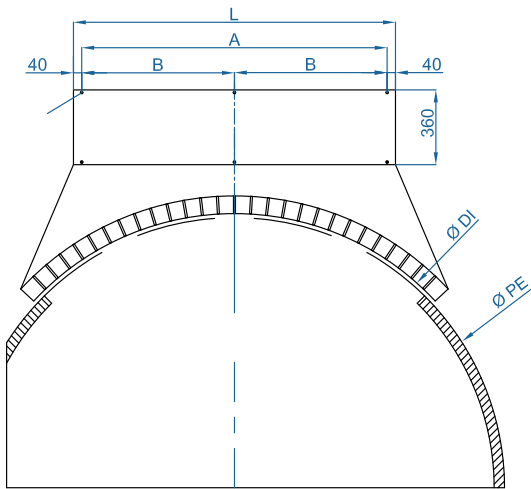
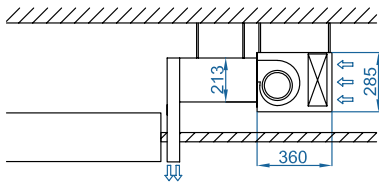
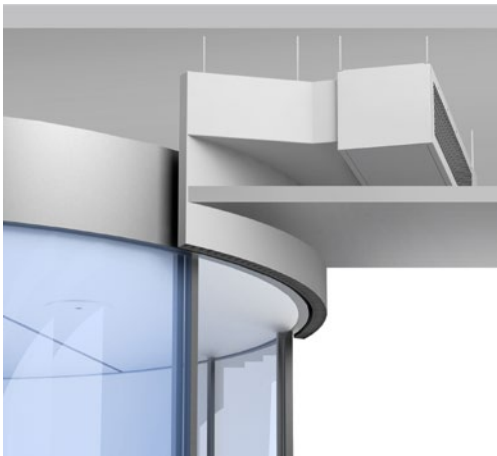
Dimensions

Standard: Installation above the door



Model	L
1000	1050
1500	1550
2000	2055
2500	2555

Inverted: False ceiling installation



ØDI	Inside outlet diameter
ØPE	External door diameter

CAD drawings, BIM files, installation manuals and other documentation





## Accessories

### Supports and installation



Silentblock supports  
SPANG-SIL / SLB



Gripple hanger  
SPCT

### Control



ADVANCED PRO  
✓ Included



IR Control  
✓ Included



RJ11 Cable  
✓ Included

### Sensors and valves



Magnetic door contact  
DC  
✓ Included



Mechanical door contact  
DC



Condensate water pump  
for DX air curtains